

SNAPCHAT



Snapchat is a popular messaging app that lets users exchange pictures and videos (called snaps) designed to disappear after they're viewed.

How does it work?

On Snapchat, users go by a handle.

To add friends, you can upload your contacts, search for people you know or use the 'Quick Add' feature of add friends of friends or strangers easily. You can also automatically add someone by taking a picture of their "Snapcode," a special QR code unique to each user.

To begin a conversation every Snap starts with a photo or video. Snapchatters can layer text, emojis, doodles, and more on top, and choose how long they want the Snap to be displayed (up to 10 seconds). Then, you can send the Snap to one or more friends. Stories is a feature that lets you string Snaps together into one longer narrative that stays available for 24 hours.

Be mindful who are you sharing images with and always remember that everything on the internet is permanent. Make sure you are happy for potentially anyone to see your snaps and share without permission.

Live Stories

Live Stories are compilations of Snaps submitted by Snapchatters from events and locations around the world. Discover allows you to explore channels from established publishers who curate their own content. The Discover screen in Snapchat also includes a selection of the day's Live Stories.

Video and Text Chat

Snapchat also allows for one-on-one chat. Like Snaps, chats are cleared when a recipient leaves the Chat screen. But you always have the option to save a message you'd like to keep.

Lenses, Filters and Stickers

There are many ways to customise the look of your Snaps. Lenses add real-time special effects and sounds to a Snap. Filters offer different design overlays. Geo-filters are a popular way to customise your Snap at specific locations or events around the world. Stickers are colourful images and cartoons that give you additional ways to share content.

Memories

Memories is a private collection of the Snaps and Stories that you choose to save and that don't disappear. You can use Memories to create new Stories and Snaps. You can also choose to store certain Memories in the password-protected "My Eyes Only" section, which is an important feature for parents to be aware of.

Snapcash

Snapchat's payment feature is not for users under 18, but you should know about it so nobody "borrows" your debit card to pay someone back or receive money via Snapchat. Snapchat partnered with Square Inc., to enable users to link their Snapchat and debit card accounts to be able to make peer-to-peer payments for things like paying someone back for lunch.

Spectacles

Spectacles consists of sunglasses with a built-in video camera. The glasses light up to show that you are taking a Snap, this may not be obvious to everyone at first so if your kids are using Spectacles, talk with them about protecting other people's privacy by asking permission before recording them. You can connect the glasses directly to a phone via Bluetooth or WiFi to add videos to Memories.

Challenges

Snapchat is the number one application used for 'sexting' or 'sending nudes' between underage people. Users must be mindful of the social and legal consequences of sending images like these. If the user is under 18 years old it is illegal for them to produce, distribute or possess these types of images.


Child abuse pictures are illegal if they are:

- asked for;
- taken;
- received and kept; or
- sent, posted or passed around

The maximum penalty for sharing child abuse material can be up to 15 years in jail this includes an offenders details placed on the sex offender register.

the *Carly Ryan* foundation. APP FACTS

SNAPCHAT



Privacy

Privacy settings that are available within Snapchat are the ability to restrict who can send a user photos or videos, 'snaps'. This can be enabled by going into the Settings menu, select 'Who can send me snaps', then select 'My friends'. This will ensure only people the user knows will be able to connect with them via the application.

It is important to read the Snapchat privacy policy as it provides information about how the images and videos are stored and used. Users need to be aware that Snapchat has the right to reproduce, modify and republish photos and videos, and save them to the Snapchat servers, particularly in relation to the 'Live Story' feature.

Snap Map

The Map allows Snapchat users to see where their friends are, as long as these friends choose to share their locations with them. Location sharing with friends via the Map is optional and is off by default; however, if you submit a Snap to Our Story, it may appear publicly on the Map in the exact location it was taken. Once you opt-in, whatever audience you're sharing with can see your live location updated, every time you open the Snapchat app, regardless of whether you send them or anyone else a Snap.


Location Sharing Options Include:

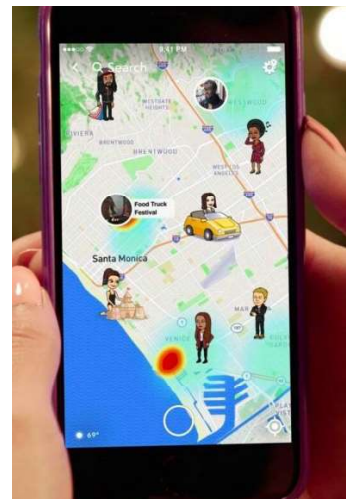
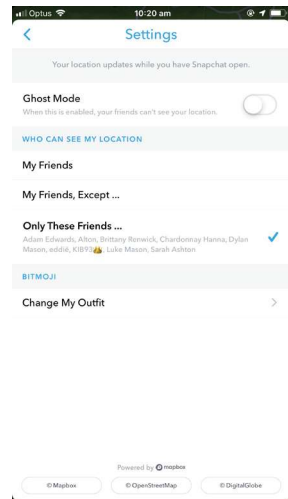
Only Me (Ghost Mode):

Your location won't be visible to anyone else on the Map. You can turn Ghost Mode on and off or opt to set a timer.

Select Friends: Choose specific friends to share your location with. Friends you select aren't notified when you choose them.

My Friends: Your location will be shared with all of your friends this includes friends you add in the future. This option doesn't include people who've added you as a friend, but who you haven't added back.

To edit your location settings, just tap the  button in the top-right corner of the Map screen. You can change who can see your location, or you can hide your location completely by going into Ghost Mode.



How to block a user

- Go to your friends list.
- Hold the name of the offending user.
- Select 'More' on the menu that appears.
- Select 'Block' to stop receiving Snapchats from that person or pick 'Remove Friend' if you want to remove them from your contacts.

How do I report abuse on Snapchat?

To report a Story on the web from your computer, click the button on the video, then click 'Report'.

Like any social media Snapchat can be a positive social activity that keeps kids connected to their friends. Just be mindful of screen time and be aware of who they are connecting with. We always encourage open conversations around privacy and personal safety.

App Fact Sheets available from the Carly Ryan Foundation. Please email: info@carlyryanfoundation.com